



*Quality & Performance*

# Terminais e Conexões

# Terminais e Conexões

1. Capas
2. Emenda e Pino Salva Vidas
3. Conexões JIC
4. Conexões BSP
5. Conexões ORF
6. Conexões DKO
7. Conexões NPT
8. Conexões FLANGES
9. Terminais de Lavadora
10. Terminais Bomba de Combustível

# CAPA HIDRÁULICA SEM DESCASQUE



<b>CAPAR1R2-04-9</b>	<i>Capa hydr 1TR / 2TR 1/4 - CAPA-04</i>	
<b>CAPAR1R2-06-9</b>	<i>Capa hydr 1TR / 2TR 3/8 - CAPA-06</i>	
<b>CAPAR1R2-08-9</b>	<i>Capa hydr 1TR / 2TR 1/2 - CAPA-08</i>	
<b>CAPAR1R2-10-9</b>	<i>Capa hydr 1TR / 2TR 5/8 - CAPA-10</i>	
<b>CAPAR1R2-12-9</b>	<i>Capa hydr 1TR / 2TR 3/4 - CAPA-12</i>	
<b>CAPAR1R2-16-9</b>	<i>Capa hydr 1TR / 2TR 1" - CAPA-16</i>	
<b>CAPAR1R2-20-9</b>	<i>Capa hydr 1TR / 2TR 1-1/4" - CAPA-1-1/4</i>	
<b>CAPAR1R2-32-9</b>	<i>Capa hydr 1TR / 2TR 2" - CAPA-32</i>	

# CAPA HIDRÁULICA R1AT



**CAPAR1-03**

*CAPA NACIONAL 3/16 CAPANAC-03*

**CAPAR1-04-9**

*CAPA P. MANG. DE 1/4 - IMPORTADO - CAPAIMP-04 (P/ EMENDA 1/4)*

**CAPAR1-06-9**

*CAPA P. MANG. DE 3/8 - IMPORTADO - CAPAIMP-06*



**CAPAWASH-04**

*Capa P. MANG. WASHER HOSE - CKPW-04-04*

## CAPA PARA LAVADORA PT2610



**CAPA2610-04**

*CAPA PARA MANGUEIRA PT2610 - 1/4 IMP*

# CAPA HIDRÁULICA COM DESCASQUE



<b>CAPAR2-04-9</b>	<i>Capa hydr 2TR 1/4 (C DESCASQUE)</i>	
<b>CAPAR2-06-9</b>	<i>Capa hydr 2TR 3/8 (C DESCASQUE)</i>	
<b>CAPAR2-08-9</b>	<i>Capa hydr 2TR 1/2 (C DESCASQUE)</i>	

## CAPA R6



<b>CAPAR6-12</b>	<i>Capa hydr R6 3/4</i>	
------------------	-------------------------	--

## CAPA R7



<b>CAPAR7-04</b>	<i>Capa hydr R7 1/4</i>	
<b>CAPAR7-06</b>	<i>Capa hydr R7 3/8</i>	
<b>CAPAR7-08</b>	<i>Capa hydr R7 1/2</i>	

# CAPA R14



<b>CAPAR14-04</b>	<i>Capa hydr R14 1/4</i>	
<b>CAPAR14-06</b>	<i>Capa hydr R14 3/8</i>	
<b>CAPAR14-08</b>	<i>Capa hydr R14 1/2</i>	
<b>CAPAR14-10</b>	<i>Capa hydr R14 5/8</i>	
<b>CAPAR14-12</b>	<i>Capa hydr R14 3/4</i>	

# CAPAS ESPIRAIS (RAIADA)



<b>CAPA4SP-08</b>	<i>Capa hydr R12/4SP 1/2</i>	
<b>CAPA4SH-10</b>	<i>Capa hydr R12/4SP/4SH 5/8</i>	
<b>CAPA4SH-12</b>	<i>Capa hydr R12/4SP/4SH 3/4</i>	
<b>CAPA4SH-16</b>	<i>Capa hydr R12/4SP/4SH 1"</i>	

# CAPAS ESPIRAIS LONGAS LISAS



**CAPA4SHLO-3/4**

*Capa hydr LONGA 212/4SP/4SH 3/4 AÇO CARB*

**CAPA4SHLO-1**

*Capa hydr LONGA 212/4SP/4SH 1" AÇO CARB*

# CAPAS ESPIRAIS LONGAS - R15 INTER LOCK (RAIADA)



**CAPAR15-1**

*Capa hydr LONGA R15 1" AÇO CARB*

# CAPA AR CONDICIONADO NORMAL



<b>CAPACD-8</b>	<i>CAPA KORAX MANG AR COND J2064A - 8MM</i>	
<b>CAPACD-10</b>	<i>CAPA KORAX MANG AR COND J2064A - 10MM</i>	
<b>CAPACD-13</b>	<i>CAPA KORAX MANG AR COND J2064A - 13MM</i>	
<b>CAPACD-16</b>	<i>CAPA KORAX MANG AR COND J2064A - 16MM</i>	

# CAPA AR CONDICIONADO REDUZIDA



<b>CAPREDACD-8</b>	<i>CAPA KORAX MANG REDUZIDA AR COND J2064- 8MM</i>	
<b>CAPREDACD-10</b>	<i>CAPA KORAX MANG REDUZIDA AR COND J2064- 10MM</i>	
<b>CAPREDACD-13</b>	<i>CAPA KORAX MANG REDUZIDA AR COND J2064- 13MM</i>	
<b>CAPREDACD-16</b>	<i>CAPA KORAX MANG REDUZIDA AR COND J2064- 16MM</i>	



# EMENDAS

**T100ED-04-04I**

*TERM PRENS EMENDA DUPLA 1/4 - IMPORTADO*

**T100ED-06-06I**

*TERM PRENS EMENDA DUPLA 3/8 - IMPORTADO*



# PINO SALVA-VIDAS

**T100SV-04**

*TERM. PRENS SALVA VIDAS 1/4*

**T100SV-06**

*TERM. PRENS SALVA VIDAS 3/8*



# TERMINAL FÊMEA GIRATÓRIA RETA JIC



<b>T100FXJ-04-04</b>	<i>Terminal FGR 7/16 UNF JIC x 1/4</i>	
<b>T100FXJ-05-04</b>	<i>Terminal FGR 1/2 UNF JIC x 1/4</i>	
<b>T100FXJ-06-04</b>	<i>Terminal FGR 9/16 UNF JIC x 1/4</i>	
<b>T100FXJ-06-06</b>	<i>Terminal FGR 9/16 UNF JIC x 3/8</i>	
<b>T100FXJ-08-06</b>	<i>Terminal FGR 3/4 UNF JIC x 3/8</i>	
<b>T100FXJ-08-08</b>	<i>Terminal FGR 3/4 UNF JIC x 1/2</i>	
<b>T100FXJ-10-06</b>	<i>Terminal FGR 7/8 UNF JIC x 3/8</i>	
<b>T100FXJ-10-08</b>	<i>Terminal FGR 7/8 UNF JIC x 1/2</i>	
<b>T100FXJ-10-10</b>	<i>Terminal FGR 7/8 UNF JIC x 5/8</i>	
<b>T100FXJ-12-08</b>	<i>Terminal FGR 1.1/16 UNS JIC x 1/2</i>	
<b>T100FXJ-12-10</b>	<i>Terminal FGR 1.1/16 UNS JIC x 5/8</i>	
<b>T100FXJ-12-12</b>	<i>Terminal FGR 1.1/16 UNS JIC x 3/4</i>	
<b>T100FXJ-16-12</b>	<i>Terminal FGR 1-5/16 UNS JIC x 3/4</i>	
<b>T100FXJ-16-16</b>	<i>Terminal FGR 1-5/16 UNS JIC x 1”</i>	
<b>T100FXJ-20-20</b>	<i>Terminal FGR 1-5/8 UNS JIC x 1-1/4</i>	
<b>T100FXJ-32-32</b>	<i>Terminal FGR 2-1/2 UNS JIC x 2”</i>	
<b>T100FXJD-5-4</b>	<i>Terminal FGR 1/2 UNF JIC x 1/4 Duplo Sextavado</i>	

# TERMINAL FÊMEA GIRATÓRIA JIC CURVA 45°



<b>T145FXJ-04-04</b>	<i>Terminal FGC 45° 7/16 UNF JIC x 1/4</i>	
<b>T145FXJ-06-06</b>	<i>Terminal FGC 45° 9/16 UNF JIC x 3/8</i>	
<b>T145FXJ-08-08</b>	<i>Terminal FGC 45° 3/4 UNF JIC x 1/2</i>	

# TERMINAL FÊMEA GIRATÓRIA JIC CURVA 90°



<b>T190FXJ-04-04</b>	<i>Terminal FGC 90° 7/16 UNF JIC x 1/4</i>	
<b>T190FXJ-05-04</b>	<i>Terminal FGC 90° 1/2 UNF JIC x 1/4</i>	
<b>T190FXJ-06-04</b>	<i>Terminal FGC 90° 9/16 UNF JIC x 1/4</i>	
<b>T190FXJ-06-06</b>	<i>Terminal FGC 90° 9/16 UNF JIC x 3/8</i>	
<b>T190FXJ-08-06</b>	<i>Terminal FGC 90° 3/4 UNF JIC x 3/8</i>	
<b>T190FXJ-08-08</b>	<i>Terminal FGC 90° 3/4 UNF JIC x 1/2</i>	
<b>T190FXJ-10-08</b>	<i>Terminal FGC 90° 7/8 UNF JIC x 1/2</i>	
<b>T190FXJ-10-10</b>	<i>Terminal FGC 90° 7/8 UNF JIC x 5/8</i>	
<b>T190FXJ-12-10</b>	<i>Terminal FGC 90° 1-1/16 UNS JIC x 5/8</i>	
<b>T190FXJ-12-12</b>	<i>Terminal FGC 90° 1-1/16 UNS JIC x 3/4</i>	
<b>T190FXJ-16-16</b>	<i>Terminal FGC 90° 1-5/16 UNS JIC x 1"</i>	

# TERMINAL MACHO FIXO JIC



<b>T100MJ-04-04</b>	<i>Terminal MF. 7/16 UNF JIC x 1/4</i>	
<b>T100MJ-06-06</b>	<i>Terminal MF 9/16 UNF JIC x 3/8</i>	
<b>T100MJ-08-06</b>	<i>Terminal MF 3/4 UNF JIC x 3/8</i>	
<b>T100MJ-08-08</b>	<i>Terminal MF 3/4 UNF JIC x 1/2</i>	
<b>T100MJ-10-08</b>	<i>Terminal MF. 7/8 UNF JIC x 1/2</i>	
<b>T100MJ-12-08</b>	<i>Terminal MF 1-1/16 UNS JIC x 1/2</i>	
<b>T100MJ-12-10</b>	<i>Terminal MF 1-1/16 UNS JIC x 5/8</i>	
<b>T100MJ-12-12</b>	<i>Terminal MF 1-1/16 UNS JIC x 3/4</i>	
<b>T100MJ-16-12</b>	<i>Terminal MF 1-5/16 UNS JIC x 3/4</i>	

# TERMINAL FÊMEA GIRATÓRIA RETA – BSP BOLEADA



<b>T100FXB-04-04</b>	<i>Terminal FGR 1/4 BSP BOL x 1/4</i>	
<b>T100FXB-06-04</b>	<i>Terminal FGR 3/8 BSP BOL x 1/4</i>	
<b>T100FXB-06-06</b>	<i>Terminal FGR 3/8 BSP BOL x 3/8</i>	
<b>T100FXB-08-08</b>	<i>Terminal FGR 1/2 BSP BOL x 1/2</i>	
<b>T100FXB-12-12</b>	<i>Terminal FGR 3/4 BSP BOL x 3/4</i>	
<b>T100FXB-16-16</b>	<i>Terminal FGR 1" BSP BOL x 1"</i>	
<b>T100FXBJ-08-08</b>	<i>Terminal FGR. 1/2 BSP com vedação JIC x 1/2</i>	

# TERMINAL FÊMEA GIRATÓRIA BSP BOLEADA CURVA 45°

<b>T145FXB-04-04</b>	<i>Terminal FGC 45° 1/4 BSP BOL x 1/4</i>	
<b>T145FXB-12-12</b>	<i>Terminal FGC 45° 3/4 BSP BOL x 3/4</i>	

# TERMINAL FEMEA GIRATORIA BSP BOLEADA CURVA 90°



**T190FXB-04-04**

*Terminal FGC 90° 1/4 BSP BOL x 1/4*

**T190FXB-06-06**

*Terminal FGC 90° 3/8 BSP BOL x 3/8*

**T190FXB-08-08**

*Terminal FGC 90° 1/2 BSP BOL x 1/2*

**T190FXB-12-12**

*Terminal FGC 90° 3/4 BSP BOL x 3/4*

**T190FXB-16-16**

*Terminal FGC 90° 1" BSP BOL x 1"*

**T190FXB-20-20**

*Terminal FGC 90° 1-1/4 BSP BOL x 1-1/4*

# TERMINAL FÊMEA GIRATÓRIA ORF CURVA 45° (SEDE PLANA, FACE PLANA)



**T145FXO-04-04**

*Terminal FGC 45° 9/16 UNF ORF x 1/4*

# TERMINAL FÊMEA GIRATÓRIA RETA ORF (SEDE PLANA, FACE PLANA)



<b>T100FXO-04-04</b>	<i>Terminal FGR 9/16 UNF ORF x 1/4</i>	
<b>T100FXO-06-04</b>	<i>Terminal FGR 11/16 UNF ORF x 1/4</i>	
<b>T100FXO-06-06</b>	<i>Terminal FGR 11/16 UNF ORF x 3/8</i>	
<b>T100FXO-08-06</b>	<i>Terminal FGR 13/16 UNF ORF x 3/8</i>	
<b>T100FXO-08-08</b>	<i>Terminal FGR 13/16 UNF ORF x 1/2</i>	
<b>T100FXO-10-08</b>	<i>Terminal FGR 1" UNS ORF x 1/2</i>	
<b>T100FXO-10-10</b>	<i>Terminal FGR 1" UNS ORF x 5/8</i>	
<b>T100FXO-12-08</b>	<i>Terminal FGR 1-3/16 UNS ORF x 1/2</i>	
<b>T100FXO-12-12</b>	<i>Terminal FGR 1-3/16 UNS ORF x 3/4</i>	
<b>T100FXO-16-12</b>	<i>Terminal FGR 1-7/16 UNS ORF x 3/4</i>	
<b>T100FXO-16-16</b>	<i>Terminal FGR 1-7/16 UNS ORF x 1"</i>	

# TERMINAL FÊMEA GIRATÓRIA ORF CURVA 90° (SEDE PLANA, FACE PLANA)



<b>T190FXO-04-04</b>	<i>Terminal FGC 90° 9/16 UNF ORF x 1/4</i>	
<b>T190FXO-06-04</b>	<i>Terminal FGC 90° 11/16 UNF ORF x 1/4</i>	
<b>T190FXO-06-06</b>	<i>Terminal FGC 90° 11/16 UNF ORF x 3/8</i>	
<b>T190FXO-08-06</b>	<i>Terminal FGC 90° 13/16 UNF ORF x 3/8</i>	
<b>T190FXO-08-08</b>	<i>Terminal FGC 90° 13/16 UNF ORF x 1/2</i>	
<b>T190FXO-10-08</b>	<i>Terminal FGC 90° 1" UNS ORF x 1/2</i>	
<b>T190FXO-10-10</b>	<i>Terminal FGC 90° 1" UNS ORF x 5/8</i>	
<b>T190FXO-12-12</b>	<i>Terminal FGC 90° 1-3/16 UNS ORF x 3/4</i>	
<b>T190FXO-16-16</b>	<i>Terminal FGC 90° 1-7/16 UNS ORF x 1"</i>	

# TERMINAL MACHO FIXO UNF/ UNS ORF



<b>T100MO-04-04</b>	<i>Terminal MF. 9/16" UNF ORF x 1/4"</i>	
<b>T100MO-06-06</b>	<i>Terminal MF. 11/16" UNF ORF x 3/8"</i>	
<b>T100MO-08-06</b>	<i>Terminal MF. 13/16" UNF ORF x 3/8"</i>	
<b>T100MO-08-08</b>	<i>Terminal MF. 13/16" UNF ORF x 1/2"</i>	
<b>T100MO-10-08</b>	<i>Terminal MF. 1" UNS ORF x 1/2"</i>	
<b>T100MO-10-10</b>	<i>Terminal MF. 1" UNS ORF x 5/8"</i>	
<b>T100MO-16-12</b>	<i>Terminal MF. 1-7/16" UNS ORF x 3/4"</i>	
<b>T100MO-16-16</b>	<i>Terminal MF. 1-7/16" UNS ORF x 1"</i>	



# TERMINAL FÊMEA GIRATÓRIA RETA – MÉTRICO DKO (FAO)



<b>T100DXL-08-04</b>	<i>Term FG RETA METR.CON24° (LEVE)M14x1,5 - TB08 X 1/4</i>	
<b>T100DXL-10-04</b>	<i>Term FG RETA METR.CON24° (LEVE)M16x1,5 - TB10 X 1/4</i>	
<b>T100DXL-10-06</b>	<i>Term FG RETA METR.CON24° (LEVE)M16x1,5 - TB10 X 3/8</i>	
<b>T100DXL-12-06</b>	<i>Term FG RETA METR.CON24° (LEVE)M18x1,5 - TB12 X 3/8</i>	
<b>T100DXL-15-08</b>	<i>Term FG RETA METR.CON24° (LEVE)M22x1,5 - TB15 X 1/2</i>	
<b>T100DXL-18-08</b>	<i>Term FG RETA METR.CON24° (LEVE)M26x1,5 - TB18 X 1/2</i>	
<b>T100DXL-18-10</b>	<i>Term FG RETA METR.CON24° (LEVE)M26x1,5 - TB18 X 5/8</i>	
<b>T100DXP-06-04</b>	<i>Term FG RETA METR.CON24° (PES.)M14x1,5 - TB06 X 1/4</i>	
<b>T100DXP-08-04</b>	<i>Term FG RETA METR.CON24° (PES.)M16x1,5 - TB08 X 1/4</i>	
<b>T100DXP-12-06</b>	<i>Term FG RETA METR.CON24° (PES.)M20x1,5 - TB12 X 3/8</i>	
<b>T100DXP-12-08</b>	<i>Term FG RETA METR.CON24° (PES.)M20x1,5 - TB12 X 1/2</i>	
<b>T100DXP-14-08</b>	<i>Term FG RETA METR.CON24° (PES.)M22x1,5 - TB14 X 1/2</i>	
<b>T100DXP-16-08</b>	<i>Term FG RETA METR.CON24° (PES.)M24x1,5 - TB16 X 1/2</i>	
<b>T100DXP-16-10</b>	<i>Term FG RETA METR.CON24° (PES.)M24x1,5 - TB16 X 5/8</i>	
<b>T100DXP-20-10</b>	<i>Term FG RETA METR.CON24° (PES.)M30x2,0 - TB20 X 5/8</i>	
<b>T100DXP-25-12</b>	<i>Term FG RETA METR.CON24° (PES.)M36x2,0- TB25 X 3/4</i>	
<b>T100DXP-25-16</b>	<i>Term FG RETA METR.CON24° (PES.)M36x2,0 - TB25 X 1"</i>	

<b>T100DXP-30-20</b>	Term FG RETA METR.CON24° (PES.)M42x2,0 TB30 X 1.1/4
<b>T100DXP-38-20</b>	Term FG RETA METR.CON24° (PES.)M52x2,0 TB38 X 1.1/2

## TERMINAL FÊMEA GIRATÓRIA MÉTRICO DKO 90° (FAO)



<b>T190DXL-06-04</b>	Term FG 90° METR.CON24° (LEVE)M12x1,5 - TB06 x 1/4
<b>T190DXL-08-04</b>	Term FG 90° METR.CON24° (LEVE)M14x1,5 - TB08 x 1/4
<b>T190DXL-10-04</b>	Term FG 90° METR.CON24° (LEVE)M16x1,5 - TB10 x 1/4
<b>T190DXL-10-06</b>	Term FG 90°.METR.CON.24° (LEVE) M16x1.5 TB10 x 3/8
<b>T190DXL-12-06</b>	Term FG 90° METR.CON24° (LEVE)M18x1,5 - TB12 x 3/8
<b>T190DXL-15-08</b>	Term FG 90° METR.CON24° (LEVE)M22x1,5 - TB15 x 1/2
<b>T190DXL-18-10</b>	Term FG 90° METR.CON24° (LEVE)M26x1,5 - TB18 x 5/8
<b>T190DXL-22-12</b>	Term FG 90° METR.CON24° (LEVE)M30x2,0 - TB22 x 3/4
<b>T190DXP-06-04</b>	Term FG 90° METR.CON24° (PES.)M14x1,5 - TB06 x 1/4
<b>T190DXP-12-06</b>	Term FG 90° METR.CON24° (PES.)M20x1,5 - TB12 x 3/8
<b>T190DXP-16-08</b>	Term FG 90° METR.CON24° (PES.)M24x1,5 - TB16 x 1/2
<b>T190DXL-16-10</b>	Term FG 90° METR.CON24° (PES.)M24x1,5 - TB16 x 5/8
<b>T190DXP-20-12</b>	Term FG 90° METR.CON24° (PES.)M30x2,0- TB20 x 3/4
<b>T190DXP-25-12</b>	Term FG 90° METR.CON24° (PES.)M36x2,0- TB25 x 3/4

# TERMINAL MACHO FIXO MÉTRICO DKO



<b>T100MM-12-04</b>	<i>Term MF. METR. CON.24° (LEVE) M12 x 1,5 x TB.06 x 1/4</i>	
<b>T100MM-16-06</b>	<i>Term MF. METR. CON.24° (LEVE) M16 x 1,5 x TB. 10 x 3/8</i>	
<b>T100MM-18-06</b>	<i>Term MF. METR. CON.24° (LEVE) M18 x 1,5 x TB. 12 x 3/8</i>	
<b>T100MM-20-06</b>	<i>Term MF. METR. CON.24° (PES) M20 x 2,0 x TB. 12 x 3/8</i>	
<b>T100MM-24-08</b>	<i>Term MF. METR. CON.24° (PES) M24 x 1,5 x TB. 16 x 1/2</i>	
<b>T100MM-26-10</b>	<i>Term MF. METR. CON.24° (LEVE) M26 x 1,5 x TB. 18 x 5/8</i>	

# TERMINAL MACHO FIXO NPT



<b>T100MN-02-04</b>	<i>Terminal MF 1/8 NPT x 1/4</i>	
<b>T100MN-04-04</b>	<i>Terminal MF 1/4 NPT x 1/4</i>	
<b>T100MN-04-06</b>	<i>Terminal MF 1/4 NPT x 3/8</i>	
<b>T100MN-06-04</b>	<i>Terminal MF 3/8 NPT x 1/4</i>	
<b>T100MN-06-04</b>	<i>Terminal MF 3/8 NPT x 1/4</i>	
<b>T100MN-06-06</b>	<i>Terminal MF 3/8 NPT x 3/8</i>	
<b>T100MN-08-04</b>	<i>Terminal MF 1/2 NPT x 1/4</i>	
<b>T100MN-08-06</b>	<i>Terminal MF 1/2 NPT x 3/8</i>	
<b>T100MN-08-08</b>	<i>Terminal MF 1/2 NPT x 1/2</i>	
<b>T100MN-12-12</b>	<i>Terminal MF. 3/4 NPT x 3/4</i>	

# TERMINAL MACHO FIXO BSP



**T100MFB-08-08**

*Terminal MF BSP 1/2 x 1/2*

# TERMINAL FÊMEA GIRATÓRIO - MÉTRICO - BOLEADO



**T100FMX-14-04**

*Term FG .METR. BOL M14 x 1,5 x 1/4*

**T100FMX-16-04**

*Term FG .METR. BOL M16 x 1,5 x 1/4*

**T100FMX-16-06**

*Term FG .METR. BOL M16 x 1,5 x 3/8*

**T100FMX-20-06**

*Term FG .METR. BOL M20 x 2,0 x 3/8*

**T100FMX-22-08**

*Term FG .METR. BOL M22 x 2,0 x 1/2*

# TERMINAL FLANGE RETA 61 3.000



<b>T100FL3-08-08</b>	<i>Term Flange Reto 3000psi (30,2mm) - 1/2 x 1/2</i>	
<b>T100FL3-12-12</b>	<i>Term Flange Reto 3000psi (38,1mm) - 3/4 x 3/4</i>	
<b>T100FL3-16-12</b>	<i>Term Flange Reto 3000psi (44,4mm) - 1" x 3/4</i>	
<b>T100FL3-16-16</b>	<i>Term Flange Reto 3000psi (44,4mm) - 1" x 1"</i>	

# TERMINAL FLANGE RETA 61 3.000 INTERLOCK



<b>T100FLI3-12-12</b>	<i>Term Flange Reto Interlock 3000psi (38,1mm) - 3/4 x 3/4</i>	
-----------------------	--	--

# TERMINAL FLANGE RETA 62 6.000



**T100FL6-12-12**

*Term Flange Reta 6000psi (41,3mm) – 3/4 x 3/4*

**T100FL6-16-16**

*Term Flange Reta 6000psi (47,6mm) – 1" x 1"*

# TERMINAL FLANGE RETA 62 6.000 INTERLOCK



**T100FLI6-12-12**

*Term Flange Reta INTERLOCK 6000psi (41,3mm) – 3/4 x 3/4*

**T100FLI6-16-16**

*Term Flange Reta INTERLOCK 6000psi (47,6mm) – 1" x 2"*

## TERMINAL FLANGE CURVA 90° 61 3.000



<b>T190FL3-08-08</b>	<i>Term Flange C90° 3000psi (30,2mm) – 1/2 x 1/2</i>	
<b>T190FL3-12-12</b>	<i>Term Flange C90° 3000psi (38,1mm) – 3/4 x 3/4</i>	
<b>T190FL3-16-16</b>	<i>Term Flange C90° 3000psi (44,4mm) – 1" x 1"</i>	

## TERMINAL FLANGE CURVA 90° 61 3.000 INTERLOCK



<b>T190FLI3-12-12</b>	<i>Term Flange C90° INTERLOCK 3000psi (38,1mm) – 3/4 x 3/4</i>	
<b>T190FLI3-16-16</b>	<i>Term Flange C90° INTERLOCK 3000psi (44,4mm) – 1" x 1"</i>	

## TERMINAL FLANGE CURVA 45° 62 6.000 INTERLOCK

<b>T145FLI6-16-16</b>	<i>Term Flange C45° INTERLOCK 6000psi (47,6mm) – 1" X 1"</i>	
-----------------------	--	--

# TERMINAL FLANGE CURVA 90° 62 6.000



**T190FL6-12-12**

*Term Flange C90° 6000psi (41,3mm) - 3/4 x 3/4*

**T190FL6-16-16**

*Term Flange C90° 6000psi (47.6mm) - 1" x 1"*

# TERMINAL FLANGE RETA 62 9.000



**T100FL9-16-12**

*Term Flange SUPERCAT Reto 9000psi (47,6mm) - 1" x 3/4*

**T100FL9-16-16**

*Term Flange SUPERCAT Reto 9000psi (47,6mm) - 1" x 1"*



# TERMINAL FLANGE CURVA 90° 62 9.000



**T190FL9-12-12**

*Term Flange SUPERCAT C90° 9000psi (41,3mm) - 3/4 x 3/4*

**T190FL9-16-16**

*Term Flange SUPERCAT C90° 9000psi (47,6mm) - 1" X 1"*

# TERMINAL PARA GRAXEIRA FF



**T100FN-02-04**

*TERMINAL FF 1/8 NPTX1/4*

# TERMINAIS DE LAVADORA



**Wap**

**TMMQ15 | 10-20-15-04-9**

Terminal Pino 15mm (lado maq.) - 1/4



**Wap**

**TWAPDPIS | 50-21-D-04**


Terminal duplo anel Oring (lado pistola) - 1/4



**Wap**

**TCONJM14 | 50-20-M14-04-9**

Terminal BOL CONJ. M14 x 1/4



**Wap**

**TWAPMPIS | 50-21-MI-04**


Terminal Wap Mini (lado pistola) - 1/4



**Wap**

**TWAPM15 | 50-20-06-9**


Terminal Pino 15mm (lado maq.) - 3/8



**Wap**

**TWAP22 | 50-10-M22-9**

Terminal Wap Mini Pino 22mm (lado maq.) - 1/4



**Wap**

**TMANOM24 | 99-10-M24**

Porca M24 (lado maq.)



**Electrolux**

**TELECM10 | 20-20-MI-04-9**

Terminal Mini Fêmea - 1/4





**Electrolux**

**TACQUAHO | 20-20-04**

Terminal Fêmea Agua Hoby (lado maq.) - 1/4"



**KÄRCHER**

**TMMAQ14 | 10-20-14-04-9**


Terminal Boleado Pino 14mm (lado maq.) - 1/4"



**KÄRCHER**

**TKARCGO | 10-21-GO-04-9**

Terminal c/ Oring Pino p/ Pistola Nacional - 1/4"



**KÄRCHER**

**TKARCBE | 10-21-BE-04-9**


Terminal Better Pino Chanfrado - 1/4"



**KÄRCHER**

**TKARBO | 10-20-05**

Terminal Boleado Pino 14mm (lado maq.) - 5/16"



**KÄRCHER**

**TKARM14 | 10-21-M14-06-9**


Terminal Boleado Pino 14mm (lado maq.) 3/8"



**jactoclean®**

**TJACTIONOP | 30-21-04-9**

Terminal Jacto (lado maq.) - 1/4"



**jactoclean®**

**TJACTIONPIS70 | 30-21-70-04-9**

Terminal Fêmea JIC 9/16 (lado pistola) - 1/4"





KORAX

**jacto**clean®

**TJACTLAD | 30-20-04-9**

Terminal Pino 14mm (lado maq.) - 1/4



KORAX

**STIHL**

**TSTIHLPI | 40-21-04-9**

Terminal Stihl (lado pistola) - 1/4



KORAX

**STIHL**

**TSTHILMA | 40-20-04-9**

Terminal Reto (lado maq.) - 1/4



KORAX

**BLACK&DECKER**

**TENRAP8C | 60-21-8C-04-9**

Terminal Pino 8mm (lado pistola) - 1/4



KORAX

**BLACK&DECKER**

**TENRAP9L | 60-21-9L-04-9**

Terminal Pino 9mm (lado pistola) - 1/4



KORAX

**LAVOR**

**TLAVORPIS | 70-21-04**

Terminal Fêmea 1/4 BSP BOL (lado maq.) - 1/4



KORAX

**TBICDES3FUR | 99-80-04**

Bico Desentupidor 3 furos - 1/4



KORAX

**TMANOPM22 | 99-10-M22-9**

Porca M22





**TMANOSTSHIL | 40-10-08-9**

*Porca M22 Stihl*



# TERMINAIS BOMBA DE COMBUSTÍVEL



**TKOMBFA - 3/4**

TERM P/ MANG COMB FIXO ALUM 3/4 PRENS



**TKOMBFA - 1"**

TERM P/ MANG COMB FIXO ALUM 1" PRENS



**TKOMBGA - 3/4**

TERM P/ MANG COMB GIRAT ALUM 3/4 PRENS



**TKOMBGA - 1"**

TERM P/ MANG COMB GIRAT ALUM 1" PRENS



**TKOMBFL - 3/4**

TERM P/ MANG COMB FIXO LAT 3/4 PRENS



**TKOMBFL - 1"**

TERM P/ MANG COMB FIXO LAT 1" PRENS



**TKOMBGL - 3/4**

TERM P/ MANG COMB GIRAT LAT 3/4 PRENS




**TKOMBGL - 1"**

TERM P/ MANG COMB GIRAT LAT 1" PRENS



**TKOMBFA - 3/4**

TERM P/ MANG COMB FIXO ALUM 3/4 REUT




**TKOMBFA - 1"**

TERM P/ MANG COMB FIXO ALUM 1" REUT



**TKOMBGAR - 3/4**

TERM P/ MANG COMB GIRAT ALUM 3/4 REUT



**TKOMBGAR - 1"**

TERM P/ MANG COMB GIRAT ALUM 1" REUT





**TKOMBFLR - 3/4**

TERM P/ MANG COMB FIXO LAT 3/4 REUT




**TKOMBFLR - 1"**

TERM P/ MANG COMB FIXO LAT 1" REUT



**TKOMBGLR - 3/4**

TERM P/ MANG COMB GIRAT LAT 3/4 REUT



**TKOMBGLR - 1"**

TERM P/ MANG COMB GIRAT LAT 1" REUT



